

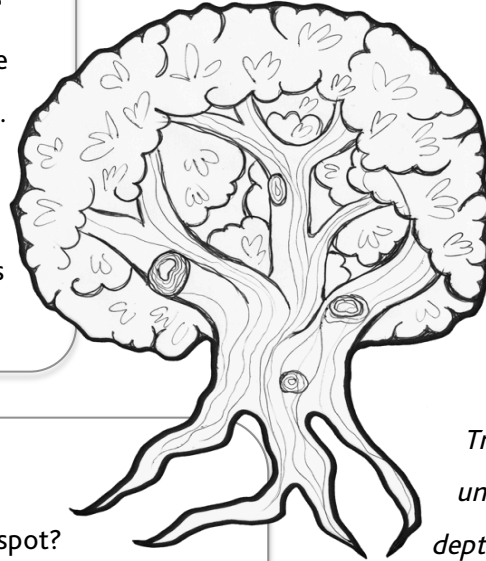
TERRIFIC TREES – NGĀ RĀKAU RAWE

Trees make oxygen for us to breathe and provide us with shade, shelter, food and other resources.

They are fun to climb and play under and are important habitats for wildlife.

Go on a local walk to complete these challenges and find out more about trees.

Colour me in



CHALLENGE 1 – Tree shape bingo

How many of these different tree shapes can you spot?



CHALLENGE 2 – Search for seeds

Look for different seeds from trees. Often they will be inside a hard shell or nut - like an acorn or a spikey chestnut.

Draw the seed cases you find in the space on the page here.

Plant a few of the seeds you find - keep them warm and damp to see if they germinate.



CHALLENGE 3 – Bird watching

Stand quietly under a tree that has flowers or berries on it to watch for birds. If you are lucky you might spot a visiting tūi. Record which birds you see. Which type was most common?


Did you know?

Trees with large berries like karaka, taraire and pūriri rely on kererū to spread their seeds by pooping them out.

CHALLENGE 4 – Find an edible tree and make some rope

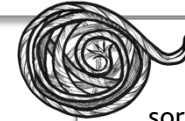
Ti kōuka (cabbage trees) can be commonly found in gardens and in parks. Captain Cook gave cabbage trees their name because the shoots tasted like cabbage when boiled.

The cooked shoots, tap roots and core of the trunk were a food source for early Māori and also had lots of medicinal uses.

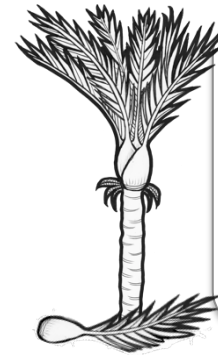


Did you know?

Tree roots can reach deep underground – to the same depth as the branches are high!



Ti kōuka leaves can be woven to make all sorts of useful things including rope, clothing and baskets. Download the rope making instruction sheet to see if you can make your own rope.



CHALLENGE 5 – Find some useful building materials

People once used native trees to build their homes. As well as using the hard wood from large trees like kauri, totara and rimu, nīkau palm fronds could be woven to make roofs and walls.

Can you find any on the floor to build a temporary shelter?

CHALLENGE 6 – Design a tree house

Use the back of this page to design an awesome tree house.

Imagine the exciting adventures you could have there!

Share your drawings with us on our Facebook page.



CHALLENGE 7 – Make a model tree

Stick leaves on the 3D tree template to model a tree you found on your walk.